

# ESDEC

INNOVATIVE MOUNTING SYSTEMS




**RELIABLE AND  
QUICK  
INSTALLATION ON  
COMMERCIAL ROOFS**

**FLATFIX**

**WAVE  
PLUS**

# THE ADVANTAGES OF FLATFIX WAVE PLUS




## QUICK AND EASY

- Quick, easy installation:
  - Click-connect, pre-assembled units
  - No tools needed
  - Minimal number of components
  - Maximum efficiency
- Integrated cable management
- Easy disassembly for maintenance and inspection




## MAXIMUM EFFICIENCY

- Ideal for large-scale commercial projects
- Suitable for larger, new-generation solar panels
- Large panel fields (max. 40x40m / 1600m<sup>2</sup>)
- For panels up to 1150mm width
- Pitch length of 2300 mm or 2460 mm
- Angle of inclination 10°
- Suitable for flange thicknesses from 1.2mm to 2.8mm
- For following roof materials: concrete, bitumen, EPDM, PVC and TPO




## RELIABLE

- Simple installation of pre-assembled units without screws
- Aerodynamic design
- Robust system thanks to horizontal and vertical connectors
- Best possible panel support: 2 base units per panel
- Tested to international standards
- 20-year product warranty



## SAFETY

- Roof supports with movable connectors
- Unique thermal decoupling prevents damage to roof material
- Integrated bonding
- Low point load
- Panel clamped on the long side in accordance with panel supplier specifications; minimizes risk of panel damage
- The load on the panels is relieved and they do not form part of the support system
- Meets strictest corrosion requirements



## WITH THE MOST COMPREHENSIVE FEATURES FOR FUTURE-PROOF RELIABILITY

### Quick, error-free installation

FlatFix Wave Plus can be installed super quickly thanks to the limited number of mounting steps. Align and extend the pre-assembled base units, click high base element and stabilizers into place and mount the solar panel, without using screws or tools, using the unique panel clamping. Complete installation, including locking the solar panel, can be done without tools. The stabilizers provide space for cable management.

### Maximum efficiency on the roof

Maximum efficiency on the roof is one of the basic principles of FlatFix Wave Plus. FlatFix Wave Plus's dual setup ensures the most balanced energy yield throughout the day and makes it possible to maximize the use of the roof's surface as efficiently as possible. This configuration is designed for large-scale projects where large, next-generation solar panels can also be used. With the rigidity of the system, fields of up to 40 x 40 metres can easily be installed.

### Safe & reliable

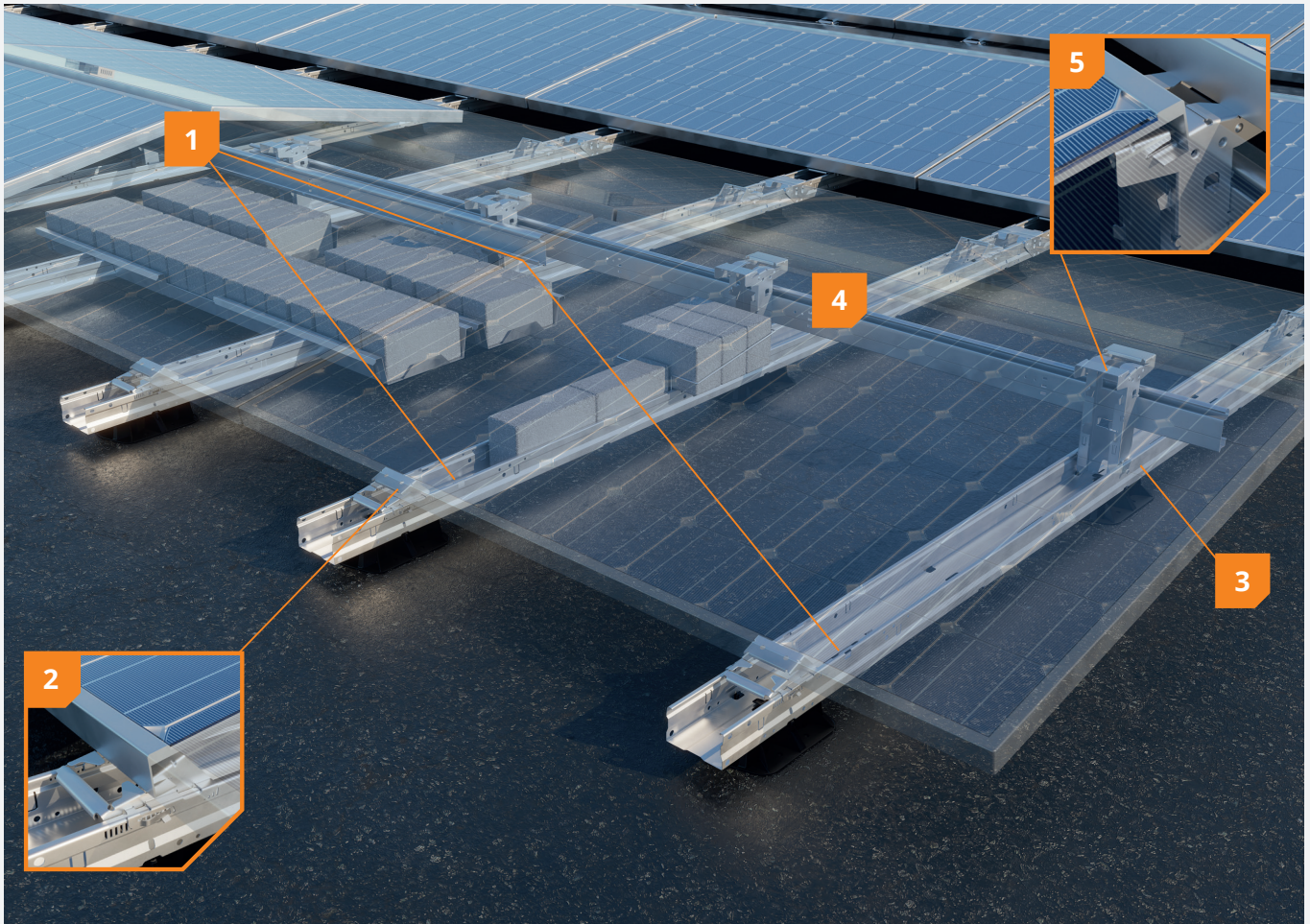
Each panel is optimally supported by two base units. And because the panels are clamped on the long side, as required by most panel manufacturers, the risk of damage to the panels is minimized. The patented FlatFix Wave Plus system has been tested extensively. And it meets the strictest corrosion requirements. FlatFix Wave Plus is a high-quality mounting solution. It complies with the strictest international standards and comes with a 20-year product warranty.

#### ADVANTAGES FOR THE INSTALLER

- ✔ Super-quick and error-free installation
- ✔ No tools needed
- ✔ Easy to mount
- ✔ Integrated cable management

#### BENEFITS FOR THE OWNER

- ✔ Maximum efficiency for commercial projects
- ✔ In accordance with the latest insurance requirements
- ✔ Use of premium materials
- ✔ 20-year product warranty



**1 2 units per panel**

Each solar panel is supported by 2 units on the long side, making the system highly suitable for the larger, next generation, solar panels. In high wind and snow zones, an extra unit is often used.

**2 Unique, patented clamping system**

Easy and secure mounting of the panel using a unique, patented clamp mechanism. No screws needed.

**3 No tools needed**

The installation requires no tools: The base units are easy to unfold and to interconnect.

**4 Integrated cable management**

Quick and easy feeding and stowing of cables using the cable rack and integrated cable gutter located in the stabilizers.

**5 Integrated bonding**

Bonding is integrated into the clamping mechanism of the high base. A milled edge is etched into the panel's anodization layer, connecting the panel to the steel support frame.

## DUAL UNIT



### FlatFix Wave Dual Unit 4P

1009100 Max. panel width: 990 - 1070mm (DR1)  
1009150 Max. panel width: 1070 - 1149mm (DR2)



### FlatFix Wave Dual Start Unit 4P

1009101 Max. panel width: 990 - 1070mm (DR1)  
1009151 Max. panel width: 1070 - 1149mm (DR2)



### FlatFix Wave Dual Unit 2P

1009102 Max. panel width: 990 - 1070mm (DR1)  
1009152 Max. panel width: 1070 - 1149mm (DR2)

## SYSTEM COMPONENTS



### FlatFix Wave Connector pin (set of 3 pieces)

1009122



### FlatFix Wave Stabilizer

1009110 2900mm

1009111 3530mm

1009114 4000mm

## BALLAST OPTIONS



### FlatFix Wave Ballast Bracket

1009123



### FlatFix Wave Ballast Bracket Perimeter

1009126



### FlatFix Wave Ballast Tray

1009129



### FlatFix Wave Ballast Tray Extender

1009130

## ACCESSORIES



### FlatFix Wave Base plate (extra)

1009120



### FlatFix Wave Cable Bracket Stabilizer

1009124



### FlatFix Wave Cable Bracket High Base

1009125



### FlatFix Wave Module unlock tool

1009142



### FlatFix Wave Measuring bar 2500mm

1009143



### FlatFix Wave Spacer Tool

1009144

## Project support

### Extensive technical project documentation

- Ballast plan
- Electrotechnical safety (grounding and bonding)
- Roof load (snow and point load)

### Logistical support

- Project-based delivery
- Express delivery

### Technical advice

- Installation training on site
- Project design and ballast calculation



## Warranty

- ✓ In accordance with latest insurance requirements
- ✓ Meets specifications of panel suppliers
- ✓ Complies with strictest corrosion requirements
- ✓ Extensively tested
- ✓ 20-year product warranty





**BUILDING VALUE<sup>+</sup> FOR  
SOLAR PROFESSIONALS**

**Esdec**

Londenstraat 16  
7418 EE Deventer  
The Netherlands

☎ +31 850 702 000

✉ [info@esdec.com](mailto:info@esdec.com)